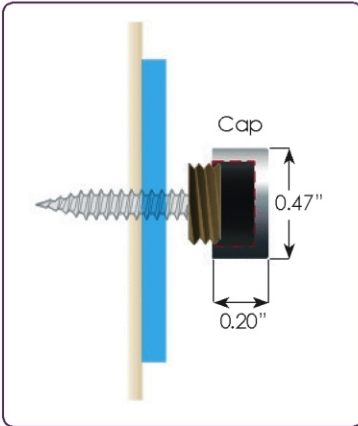


metro™

screw caps

Metro Screw Caps give you the perfect finishing touch to any sign mounting project. Easy to assemble. Simply affix the Metro Screw Cap over an exposed screw for a seamless match to other Metro series products.








Features:

- > Materials: solid brass or aluminum
- > Matches the finished look of Metro stand-offs
- > Quick and easy assembly
- > 0.18" / 4.5 mm holes required in signage substrate
- > Application: indoor

Packaging:

Includes 12 flat style screw caps.
Brass connectors.
Standard size screws with drywall anchors.



 Diameter - .47" Cap Height - .20" Screw Length 1"	Solid Brass		Solid Aluminum	
	Powder Coated		Chrome Plated	Turned Brushed Finish
	Black (02)	Satin Chrome (03)	Chrome (09)	Brushed Silver (10)
				
	STD-SCF - 02	STD-SCF - 03	STD-SCF - 09	STD-SCF - 10

