

# streamline™



## 100 series

Features a slim, 1/16" reveal edge that compliments your overall design.



### Features:







- > Frame Material: anodized aluminum
- > Indoor and outdoor weather-able
- > Substrate thickness: 0-1/8" / 0-3.2 mm
- > Installation method: screws or tape
- > Snap Lock Technology: Positive locking button snaps securely into the frame slot. Each snap lock has a pressure-sensitive adhesive tab to hold the sign insert securely in place and provide tamper-resistant signage.
- > Extra snap locks are available for purchase STD-SNAP - Sold in packs of 12



Snap Locks - STD-SNAP



## assembled frames

Comes assembled with snap locks. Sold individually.

<b>Black</b>  <b>Satin Silver</b> 	 STD-STR1-BK-48 - Black STD-STR1-SS-48 - Silver Size = 4" x 8"	 STD-STR1-BK-66 - Black STD-STR1-SS-66 - Silver Size = 6" x 6"	 STD-STR1-BK-68 - Black STD-STR1-SS-68 - Silver Size = 6" x 8"	 STD-STR1-BK-88 - Black STD-STR1-SS-88 - Silver Size = 8" x 8"
--	---	---	--	---

## unassembled frame pairs

Sold in pairs. Select frame lengths to complete your sign project. ie: 4" x 6" frame consists of one pair (2 pcs) of 4" lengths and one pair (2 pcs) of 6" lengths. Each set comes unassembled and includes snap locks & corner brackets.

	Length	Black	Silver
<b>Black</b> 	3"	STD-STR1-403	STD-STR1-303
	4"	STD-STR1-404	STD-STR1-304
	5"	STD-STR1-405	STD-STR1-305
	6"	STD-STR1-406	STD-STR1-306
	7"	STD-STR1-407	STD-STR1-307
	8"	STD-STR1-408	STD-STR1-308
<b>Satin Silver</b> 	8.5"	STD-STR1-4085	STD-STR1-3085
	9"	STD-STR1-409	STD-STR1-309
	10"	STD-STR1-410	STD-STR1-310
	11"	STD-STR1-411	STD-STR1-311
	12"	STD-STR1-412	STD-STR1-312
	15"	STD-STR1-415	STD-STR1-315
	18"	STD-STR1-418	STD-STR1-318

