

maxi™ stand-offs

Maxi™ stand-offs are a great option for large-scale and exterior application signage. Ideal for highlighting the fixture as part of the sign design.







Features:

- > Material: high quality electroplated brass
- > Tamper resistant feature: locking set screw
- > Indoor and outdoor weather-able
- > Installation method: drywall screws & anchors
- > Recommended load per piece: 22 lbs / 10 kg
- > 0.35" holes required in signage substrate

Packaging:

Sold in packs of four.
Assembly kit included.



 D - .98" L - .98" C - .16" Holds mat'l thickness from 0 - .59"	Brass	
	Satin Silver (03)	Chrome (09)
		
	STD-FM25-03	STD-FM25-09

rapid™

Rapid™ stand-offs feature a patented design that utilizes a tamper-proof interlocking plug system to ensure security. User-friendly, hassle-free and time saving.








Features:

- > Material: plated die-cast metal
- > Tamper resistant feature: locking set screw
- > Indoor and outdoor weather-able
- > Installation method: drywall screws & anchors
- > Recommended load per piece: 22 lbs / 10 kg
- > 0.35" holes required in signage substrate

Packaging:

Sold in packs of four.
Assembly kit included.



 D - .59" L - .79" C - .12" Holds mat'l thickness from .08" - .47"	Brass			
	Satin Silver (03)	Chrome (09)	Steel Look (11)	Bronze (12)
				
	STD-FRA15-03	STD-FRA15-09	STD-FRA15-11	STD-FRA15-12

D = Diameter L = Length C = Cap Height