

midi™ stand-offs

Midi™ stand-offs are great for applications that require a medium-sized stand-off.







Features:

- > Material: high quality electroplated brass
- > Tamper resistant feature: locking set screw
- > Indoor and outdoor weather-able
- > Installation method: drywall screws & anchors
- > Recommended load per piece: 33 lbs / 15 kg
- > 0.35" holes required in signage substrate

Packaging:


Sold in packs of four.
Assembly kit included.



 D - .59" L - .83" C - .12" Holds mat'l thickness from 0 - .43"	Brass		
	Satin Silver (03)	Gold (08)	Chrome (09)
			
	STD-F15-03	STD-F15-08	STD-F15-09

D = Diameter L = Length C = Cap Height

Assembly as easy as 1 - 2 - 3




1

Position bottom piece



2

Assemble



3

Tighten with allen key